

VANDAL-PROOF DOME CAMERA

FEATURES

- 1/3 INCH SONY SUPER HAD CCD II
- High Resolution (620 TVL) / High Sensitivity
- Two Function in One Product (Surface + Flush)
- Upgraded Waterproof Housing (IP68 rating)
- 0,1Lux at F1.2 (color) / 0,01Lux (B/W)
- Day & Night Function / Easy Installation
- 2,9mm, 3,6mm Fixed Lens



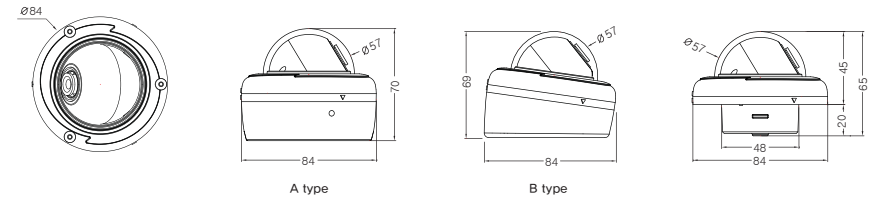
SPECIFICATION

MODEL	NTSC	PAL
Resolution	620 TV Line	
Sensor	1/3 INCH SONY SUPER HAD CCD II	
Total Pixels	811(H) x 508(V) 410K pixels	795(H) x 595(V) 470K pixels
Effective Pixels	768(H) x 494(V) 380K pixels	752(H) x 582(V) 440K pixels
Scanning System	2:1 Interlace	
S/N (Y signal)	More than 50 dB (AGC Off)	
Frequency	Horizontal: 15,734KHz / Vertical: 59,94Hz	Horizontal: 15,625KHz / Vertical: 50,00Hz
Video Output	CVBS: 1,0Vp-p / 75ohm	
Min. Illumination	0,1Lux at F1.2 (color) / 0,01Lux (B/W)	
White Balance	ATW	
Electronic shutter speed	AUTO (1/60 sec ~ 1/100,000 sec)	AUTO (1/50 sec ~ 1/100,000 sec)
AGC (Auto Gain Control)	ON	
Day & Night	AUTO	
Operating Temperature/ Humidity	-10°C ~ +50°C / 30% ~ 80% RH	
Storage Temperature/ Humidity	-20°C ~ +60°C / 20% ~ 90% RH	
Power	DC12V	

► Above specifications may be changed without any notice.

VANDAL-PROOF DOME CAMERA

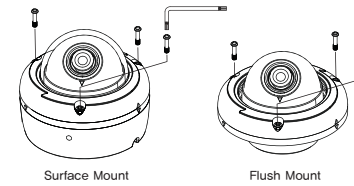
DIMENSION



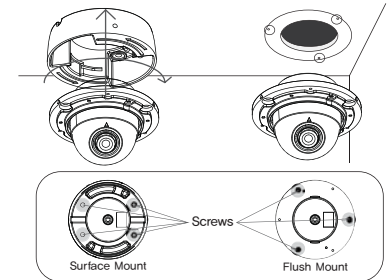
INSTALLATION

1. Opening

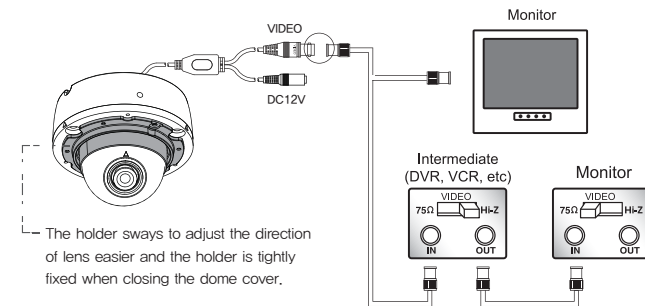
Use the allen wrench to open the cover.



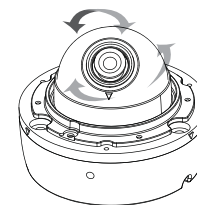
2. Place the camera in the desired location and install using the screws supplied.



3. Connecting Cables



4. Pan / Tilt Controls



5. Use the allen wrench to close the cover

